


# POWER OPENER INSTRUCTIONS



**The Power Opener is a script that you design for yourself to deliver an effective prospecting conversation.**


**Use these simple instructions to create your own Power Openers.**

1. Click on 'Add a new entry'.


2. Proceed to fill in the fields on the form. Section with '\*' must be completed.
3. You can hover over the '?' if you need help understanding that field.

\* Department Specialties ?

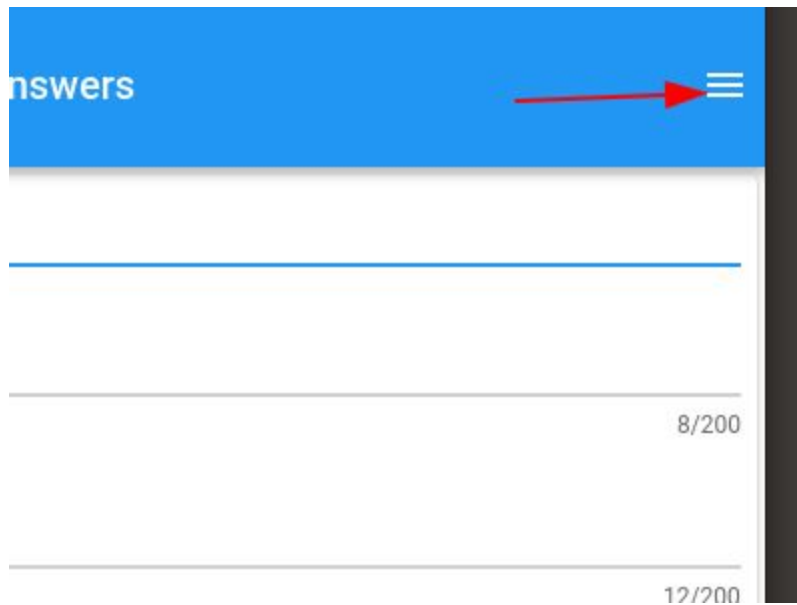
What are the two most important products or services that you offer? Please limit it to two aswell as making sure that you have added two.  
Your department specialty in  
Goods and services




# POWER OPENER INSTRUCTIONS




4. When you have completed the forms, hit the 'save' button.
5. In the upper right hand corner, navigate to the 'Power Opener Home'




6. Back on your home screen, you will see your new script on your dashboard. Click on the script's menu and you can view each script you created.



# POWER OPENER INSTRUCTIONS




## Opener filled in form answers to the Power Opener questions

Entry	 New Power Opener Created on Feb 5 2021
-------	---

er scripts

Opener questions

New Power Opener Created on Feb 5 2021	 Edit Entry <b>View and Edit your new Opener phone (in person)</b> View and Edit your new Opener Voicemail View and Edit your new Opener Email
---	---

ts

phone, voicemail or email scripts  
ts

7. If your script needs wordsmithing, you can do it in this section.
8. You may create as many scripts as you like for different products, services and campaigns.